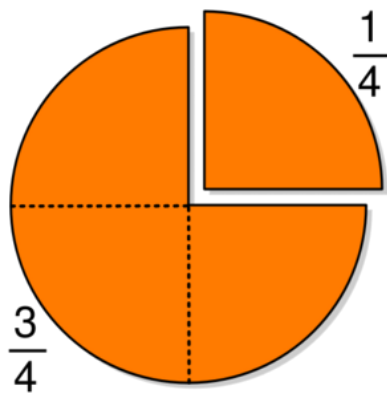


BEDANKT VOOR  
HET  
DOWNLOADEN!











### **Gebruiksvoorwaarden**

Dit materiaal is met zorg door juf Shanna gemaakt. De afbeeldingen zijn door juf Shanna aangeschaft en mogen niet zomaar worden overgenomen. Het is niet oké om dit materiaal te verspreiden onder je eigen naam. Dit materiaal mag niet zonder schriftelijke toestemming van juf Shanna worden aangepast. Je mag dit materiaal op je eigen website/blog zetten mits je duidelijk teruglinkt naar [www.jufshanna.nl](http://www.jufshanna.nl).

# BREUKEN








Welke breuk hoort er bij? Vul in!



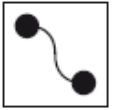
# BREUKEN



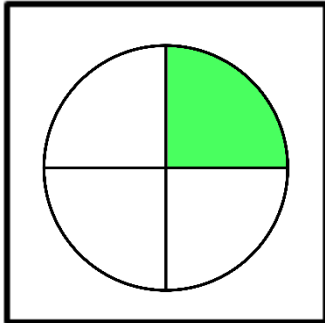
Welke breuk hoort er bij? Vul in!



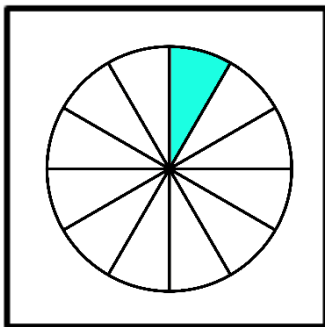
# BREUKEN



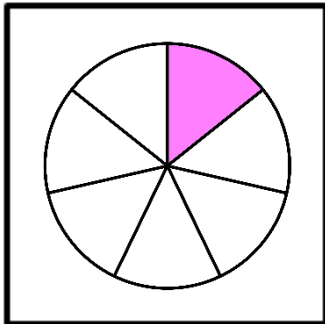
Welke breuken horen bij elkaar?



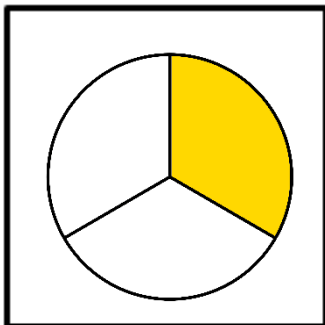
$$\frac{1}{3}$$



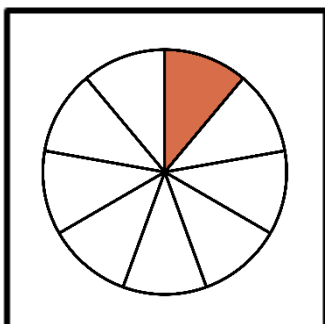
$$\frac{1}{12}$$



$$\frac{1}{4}$$

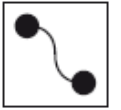


$$\frac{1}{9}$$

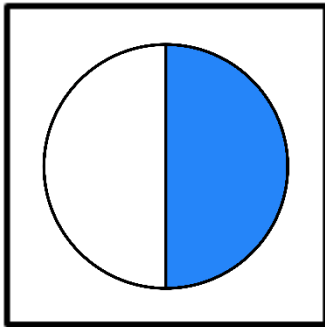


$$\frac{1}{7}$$

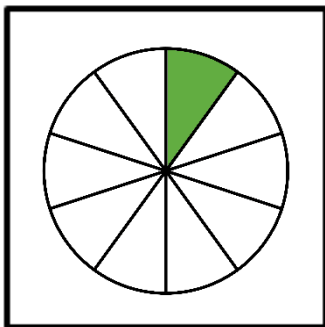
# BREUKEN



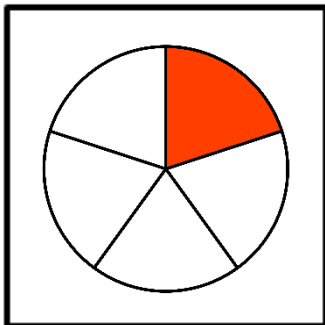
Welke breuken horen bij elkaar?



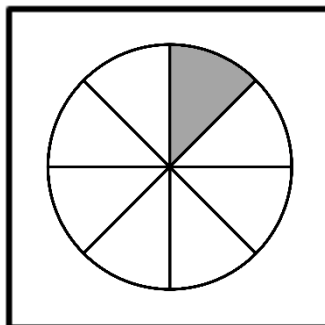
$$\frac{1}{10}$$



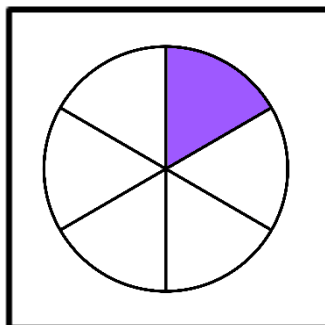
$$\frac{1}{5}$$



$$\frac{1}{8}$$



$$\frac{1}{2}$$



$$\frac{1}{6}$$